



BbTALKIN is an evolutionary Bluetooth Waterproof Communication Device which eliminates push to talk communication! It uses long-range bluetooth technology that allows people to communicate clearly with each other on the water. This system has bridged the gap between athlete and coach. The features of the system bring teams together through communication and comradery. PowerFly Products is proud to be the exclusive BbTALKIN US distributor for all hydroflight watersports.

FEATURES:

BbTALKIN can connect 4 total people to communicate together at once. (One master and three students.) The connection is direct, therefore, no push to talk. You just connect and communication begins.

For shows, BbTALKIN can also connect the entertainers to the crowd. The system has an 1/8" line in adapter that can be used to connect the master to a PA system. With this you can directly communicate with the crowd while performing. This is a great way for the entertainer(s) to interact with the crowd gaining humor, participation, personalization and character.

Not only does it allow you to pair to another BbTALKIN unit, it also can pair to your mobile phone where you can listen to your favorite music or answer phone calls while you are out on the water.

BENEFITS:

- TRAINING

The coach and athlete are now directly connected being able to communicate instant instruction and feedback. The athlete's progression and development is rapidly expedited with this communication capability. Can be used for all levels of training whether advanced (Pro), intermediate or beginner.

- SAFETY

Everyone paired together can be aware of the athlete's health and environment. Any obstacles, injuries or circumstances can be easily relayed to the group. There is no lag time for alerts.

If you are using this system as a music player through your mobile phone, you can dial the last number you called on your phone with the double click of one button on the BbTALKIN unit. In case you decide to train alone, you will still have communication with others.

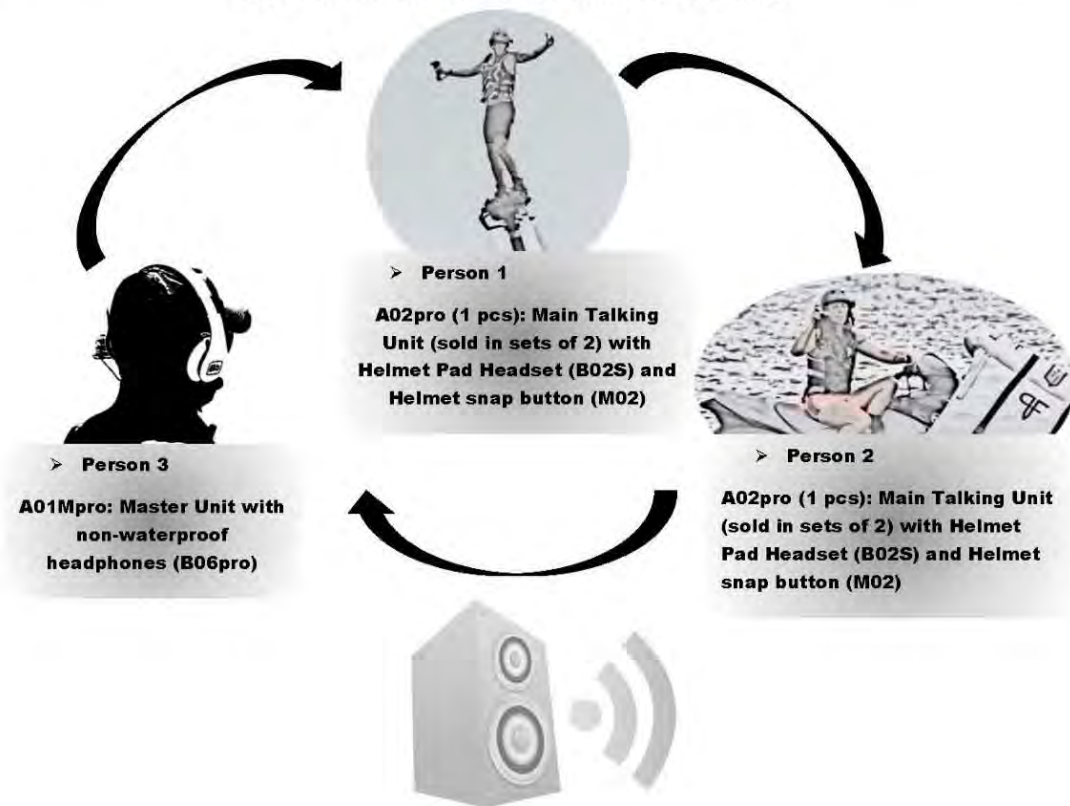
- POWERFLY'S EXPERIENCE

We have used BbTALKIN while training our athletes' for the 2015 Flyboard World Cup in Dubai. The system has worked flawlessly. Our team has rapidly improved, we have become closer in the training process and perfection in our routines have been quickly achieved. As professional athletes, the skill set is high and new extreme tricks are consistently on the agenda. The equipment has held up under heavy impact with the water.

We have also used this system while performing shows. It enhances choreographed routines as flyers can instantly communicate with each other. It also adds a show element when the units are connected into a PA system and the flyers can talk to the crowd and each other.

This system has proven itself to have many benefits and uses. For a system with this caliber and benefits, it is affordable and reliable.

Three Person Communication Training Chart with Helmet and Line In Communication with PA System for Shows/Entertainment/Training



SPORTS:

Flyboarding, Jet Skiing, Wake Surfing, HydroFlight Sports, Kite Surfing, Surfing, Kayaking, SUP, Paragliding, Wakeboarding, Snowboarding, Mountain Biking, Sailing, Paintball and more.

DOLPHIN DIVES:

If you intend on using these units and performing the hydroflight trick named “Dolphin Dive” we recommend re-enforcing the mounting of the main units. An example would be with zip ties or a similar method. PowerFly Products is not responsible for main units lost if knocked off during use. We do not recommend doing huge dolphins with the main units installed.

MASTER UNIT SPECIFICATIONS

Maximum distance: *400m-1600m

Operating time: *5h-15h

Stand by time: 700h

Charging time: 2h

Water proof level: IPX7

Bluetooth Ver.: 3.0

Profiles: HSP, HFP

Radio authentication: TELEC, CE, FCC

CH1=Intrcall, CH2=Intrcall, CH3=Intrcall

*The distance and operate time will be depends on the number of paired devices.

MAIN UNIT SPECIFICATIONS:

Maximum distance: *open field 1mile (1600m)

Operating time: 15h

Stand by time: 700h

Charging time: 2h

Water proof level: IPX7

bluetooth Ver.: 3.0





Profiles: HSP, HFP, A2DP, AVRCP



Radio authentication: TELEC, CE, FCC

CH1=Intrcall, CH2=Phone, CH3=Music

PRODUCTS:

	<p>A01pro: Main Unit</p>	<p>\$150.00</p>
	<p>A02pro: Main Unit 2 Piece Set</p>	<p>\$295.00</p>
	<p>A01Mpro: Master Main Unit</p>	<p>\$150.00</p>
	<p>B01pro: Sports Headset - Waterproof</p>	<p>\$40.00</p>

	<p>B01Hpro: Surf Hat Headset - Waterproof</p>	<p>\$60.00</p>
	<p>B02Spro: Speaker Helmet Pad and Short Microphone - Waterproof</p>	<p>\$40.00</p>
	<p>B06pro: Non Waterproof Headphone</p>	<p>\$30.00</p>
	<p>S01pro: Multi Connector Set</p>	<p>\$10.00</p>

	<p>S02pro: Waterproof Case</p>	<p>\$35.00</p>
	<p>S03pro: Spare Parts Set</p>	<p>\$10.00</p>
	<p>M01pro: Cap and Head Band Mount</p>	<p>\$25.00</p>
	<p>M02pro: Helmet which includes B02Spro</p> <p><i>*Helmet without B02Spro = \$35</i></p>	<p>\$75.00</p>

Bb TALKIN'
Action sports intercom  **Bluetooth**

STANDARD A01 pro

Paring with another BBT device :

1. Press&hold ② 2sec. to turn ON the power
(After turned on the power, LED will flash 1 time The color of the LED will be shown battery status) Blue=Full
Purple=Middle Red=Low
2. Press&hold ① 3sec untill LED start flashing RED, when both devices are ON status.
Then, Click one of BBT ① button ***Do not press both!**
3. Both BBT devices LED become blue color slow flashing.
The devices are paired.

Paring with the mobile phone:

1. Press&hold 4sec ② when the BBT power is **OFF** status untill LED start flashing RED/BLUE.
2. Your mobile phone bluetooth must be serching mode status.
3. Wait untill your mobile phone shows up "BBT pro" and select it. BBT LED become blue slow flash. The devices are paired.

*If you are already paired with your phone. You don't need to do the paring process for music button.

HOW TO USE :

■INTERCALL■

Press one of device' s ① buton. After 4 sec. start to talk

***DO NOT press both device each other**

Press ① to hung up talking

■Handsfree■

Incoming call:

Press ② to pick up the phone call

Hung up call:

Press ② to hung up the phone call

Redial:

Press ② 2 times quickly

■Music play■

Play and Stop music:

Press ③ to play or stop music

Forward and Rewind:

Press&hold 2sec. (+) for forward music. (-) for rewind

■Reset■

When the power if **OFF**. Press&hold 5sec.①&② at the same time.

Untill purple color LED will lights up.

*After reset. You need to do the first set up process.

MASTER AO1 Mpro

Pairing with multipul devices :

1. Press&hold ② 2sec. to turn ON the power
(After turned on the power, LED will flash 1 time The color of the LED will be shown battery status) Blue=Full
Purple=Middle Red=Low
2. Press&hold ①&③ 3sec untill LED start flashing RED & BLUE
Now MASTER unit entered the pairing mode.
Then, double Click ① (quickly press 2 times)
*Before double click, STANDARD unit
3. Both BBT devices LED become blue color slow flashing.
The devices are paired.

Pairing with 2nd or 3rd device:

See above process, and enter the pairing mode, and double Click ② button. The 3rd device is also same process with ③ button.

*More devices, distance will be more shorter

1:1=1600m 1:2=800m each 1:3=400m each

(We recommend to use 1:2)

*MASTER cannot pair with a mobile phone

HOW TO USE :

■INTERCALL■

Press 1 time ① button to call to the device you paired

*Do not press CH1,2,3 together or too quickly

after CH1 is connected, then call out CH2 or CH3

■Stop intercall■

Press 2 time quickly (double click) ① to stop CH1 device

The same process for CH2 or CH3

■Call for ALL■

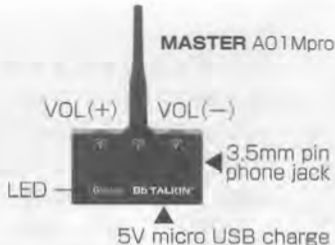

Press 1 times CH1&CH3 at the same time

■Reset■

When the power is OFF, Press&hold 5sec.①&② at the same time.
Untill purple color LED will lights up.

*After reset, You need to do the first set up process.

Detail



- ① Intercall
- ② Power/Handsfree
- ③ Wireless MUSIC(A2DP)

- ① Intercall CH1
- ② Power, Intercall CH2
- ③ Intercall CH3

Specs

BLUETOOTH ver.....	3.0
Intercall talk time.....	15h
Stand by time	700h
Intercall distance *Open field.....	1600m
Charge time.....	2h
Weight.....	62g

*MASTER unit communication distance and talking time are depends on paring numbers

Charing

- *AC adaptor 500mA-1A 5V
- *Please make sure the device is completely dried before charging
- *When LED shows blue color which means battery is full please disconnect the wire and stop charging. DO NOT keep charging.

Limited Warranty

This limited warranty covers defects in materials and workmanship in this product for twelve month (12) months for main device only, other parts are (6) month from the date of original purchase of this product.

The warranty obligations of BbTALKIN for this product are limited to the terms set forth below:

This limited warranty does not cover any damage, rusty USB part, deterioration or malfunction resulting from any alteration, modification, improper or unreasonable use or maintenance, misuse, abuse, accident, neglect, exposure to excess moisture, fire, improper packing and shipping, lightning, power surges, or other acts of nature. This limited warranty does not cover any damage, deterioration or malfunction resulting from the installation or removal of this product from any installation, any unauthorized tampering with this product, any repairs attempted by anyone unauthorized by BbTALKIN to make such repairs, or any other cause which does not relate directly to a defect in materials and/or workmanship of this product. This limited warranty does not cover cartons, equipment enclosures, cables or accessories used in conjunction with this product.

If this product is returned to BbTALKIN or the authorized dealer from which it was purchased or any other party authorized to repair BbTALKIN products, this product must be insured during shipment, with the insurance and shipping charges prepaid by you. If this product is returned uninsured, you assume all risks of loss or damage during shipment. BbTALKIN will not be responsible for any costs related to the removal or re-installation of this product from or into any installation. BbTALKIN will not be responsible for any costs related to any setting up this product, any adjustment of user controls or any programming required for a specific installation of this product.

It may damage your ears, if using too long or high volume sound. BbTALKIN will not be responsible.

It may damage the device to use third-party USB wire headphone or earphones etc., BbTALKIN will not be responsible.

Only the original purchaser of this product is covered under this limited warranty. This limited warranty is not transferable to subsequent purchasers or owners of this product.

How to Obtain a Remedy under this Limited Warranty

To obtain a remedy under this limited warranty, you must contact either the authorized BbTALKIN reseller from whom you purchased this product or the BbTALKIN office nearest you. For a list of authorized BbTALKIN resellers and/or BbTALKIN authorized service providers, please visit our web site at www.bbtalkin.com or contact the BbTALKIN dealer nearest you. In order to pursue any remedy under this limited warranty, you must possess an original, dated receipt as proof of purchase from an authorized BbTALKIN reseller. If this product is returned under this limited warranty, a return authorization number, obtained from BbTALKIN, will be required. You may also be directed to an authorized reseller or a person authorized by BbTALKIN to repair the product. If it is decided that this product should be returned directly to BbTALKIN, this product should be properly packed, preferably in the original carton, for shipping. Cartons not bearing a return authorization number will be refused.

Limitation on Liability

THE MAXIMUM LIABILITY OF BbTALKIN UNDER THIS LIMITED WARRANTY SHALL NOT EXCEED THE ACTUAL PURCHASE PRICE PAID FOR THE PRODUCT. TO THE MAXIMUM EXTENT PERMITTED BY LAW, BbTALKIN IS NOT RESPONSIBLE FOR DIRECT, SPECIAL, INCIDENTAL OR CONSEQUENTIAL DAMAGES RESULTING FROM ANY BREACH OF WARRANTY OR CONDITION, OR UNDER ANY OTHER LEGAL THEORY. Some countries, districts or states do not allow the exclusion or limitation of relief, special, incidental, consequential or indirect damages, or the limitation of liability to specified amounts, so the above limitations or exclusions may not apply to you.

WARNING

- *The main device is not water proof.
- *DO NOT modify or disassemble the device.
- *The area you cannot use.
(In the airplane, near the person with medical devices or equipment such as pacemaker etc..)
- *Do NOT expose this device to extreme temperature or humidity place.
- *The device must store at room temperature out of direct sunlight.
- *When the device gets damaged, stop using immediately.